

EE WAIVER ABSTRACT

S. NO	ACADEMIC YEAR	TOTAL NUMBER OF STUDENTS ENROLLED	TOTAL NUMBER OF STUDENTS AVAILED FEE WAIVER	PERCENTAGE	TOTAL WAIVER AMOUNT IN Rs.
1.	2022-23	1165	926	80%	22480000
2.	2021-22	1138	1047	92%	25617000
3.	2020.21	1207	964	80%	26806500
4.	2019-20	1191	912	80%	26043500
5.	2018-19	1201	881	73%	27865600

Table 1 : Details of fee waiver during last five academic years
Percentage of Students availed fee waiver during last five years

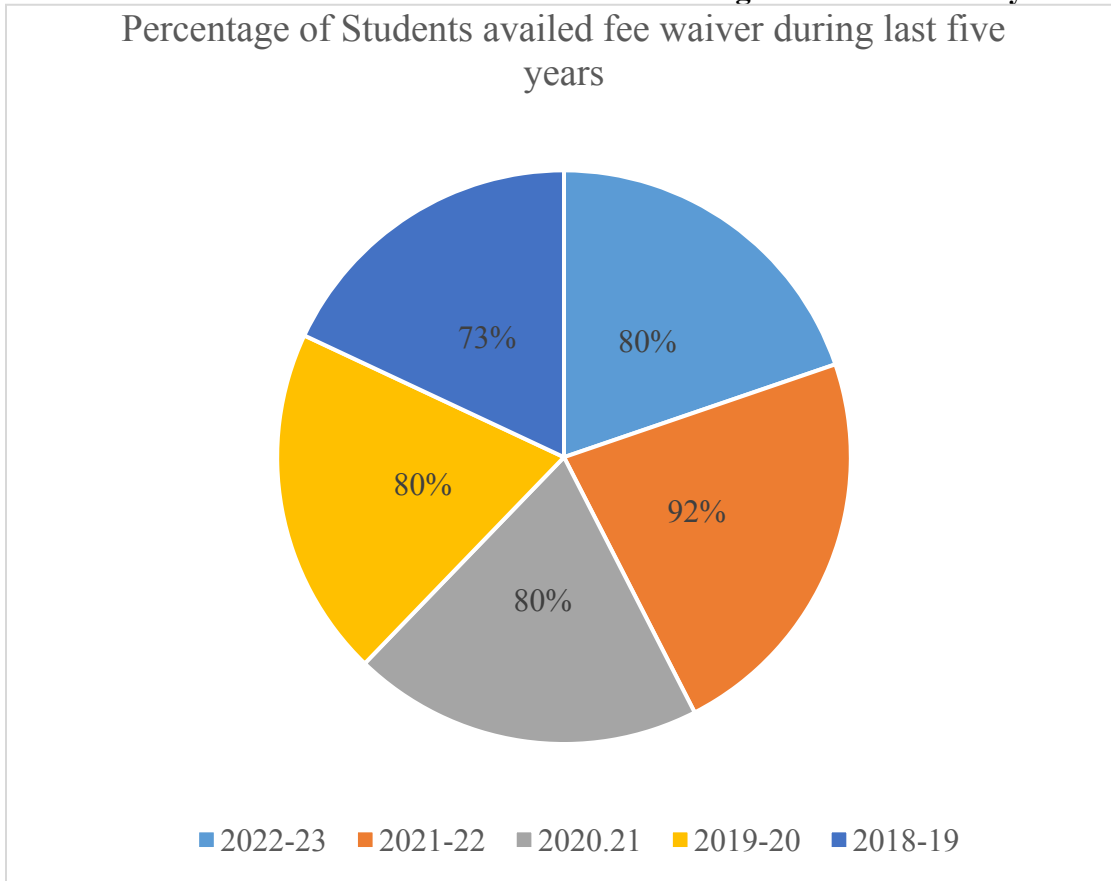


Fig 1. Depiction of students percentage who availed fee waiver in the last five academic years

Fee WAIVER Details

Academic Year 2022-23

S. NO	DEPARTMENT	I YEAR			II YEAR			III YEAR			IV YEAR		
		TOTAL NUMBER OF STUDENTS	NUMBER OF STUDENTS AVAILED FEE WAIVER	WAIVER AMOUNT	TOTAL NUMBER OF STUDENTS	NUMBER OF STUDENTS AVAILED FEE WAIVER	WAIVER AMOUNT	TOTAL NUMBER OF STUDENTS	NUMBER OF STUDENTS AVAILED FEE WAIVER	WAIVER AMOUNT	TOTAL NUMBER OF STUDENTS	NUMBER OF STUDENTS AVAILED FEE WAIVER	WAIVER AMOUNT
1.	CIVIL	-	-	-	-	-	-	-	-	-	12	12	212000
2.	CSE	59	10	180000	63	60	1297000	56	48	990000	47	34	657000
3.	EEE	-	-	--	-	-	-	10	10	337000	29	29	755000
4.	ECE	53	30	635000	84	81	3449000	81	81	1905000	68	68	1544000
5..	MECH	31	28	765000	44	41	1230000	51	46	1390000	82	56	1373000
6.	IT	54	5	110000	63	63	1309000	59	57	1273000	52	51	929000
7.	AI&DS	57	12	95000	-	-	-	-	-	-	-	-	-
7.	MBA	48	48	985000	55	55	1060000	-	-	-	-	-	-
Total		302	133	2770000	309	300	8345000	257	242	5895000	290	250	5470000
Total Fee WAIVER : Rs. 22480000/-													

Table 2 : Department wise details of fee waiver for the academic year 2022-23

S.NO	DEPARTMENT	TOTAL NUMBER OF STUDENTS	NUMBER OF STUDENTS GIVEN FEE WAIVER	PERCENTAGE	FEE WAIVER in Rs.
1.	CIVIL	12	12	100%	3124000
2.	CSE	225	152	68%	1092000
3.	EEE	39	39	100%	7533000
4.	ECE	286	260	91%	4758000
5.	MECH	208	171	82%	3621000
6.	IT	228	176	77%	95000
7.	AI&DS	57	12	21%	2045000
8.	MBA	103	103	100%	3124000
Total		1165	926	79%	Rs. 22480000/-

Table 3 : Abstract for the fee waiver for the academic year 2022-23

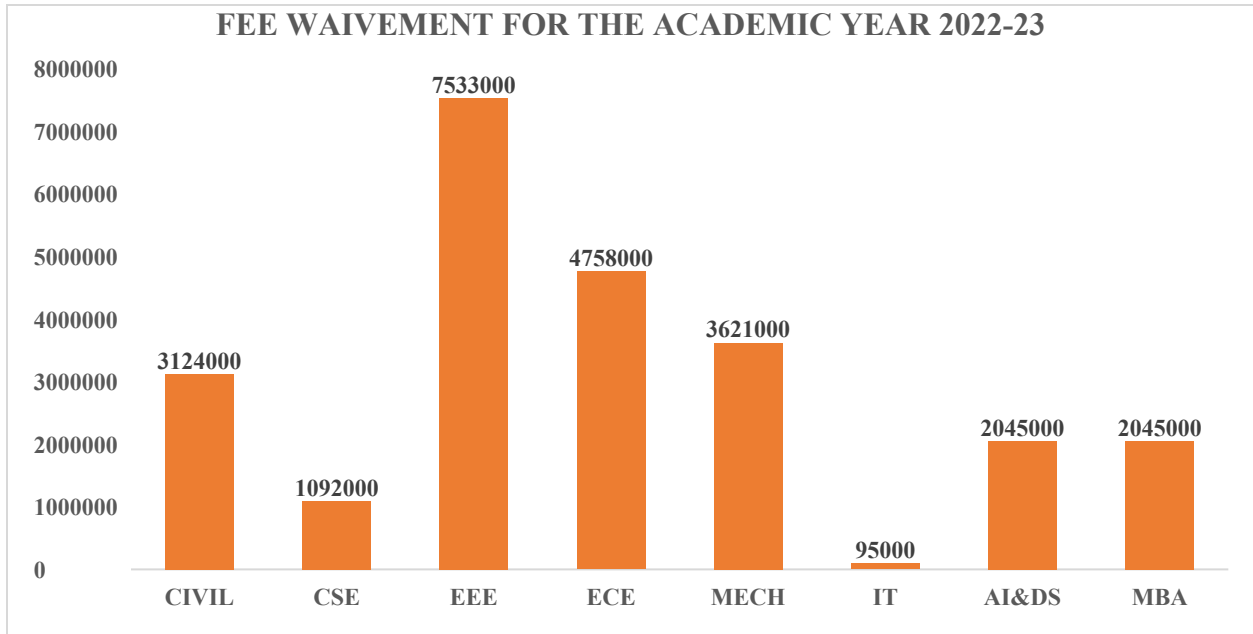


Fig: 2 : Department wise details of fee waiver for the academic year 2022-23

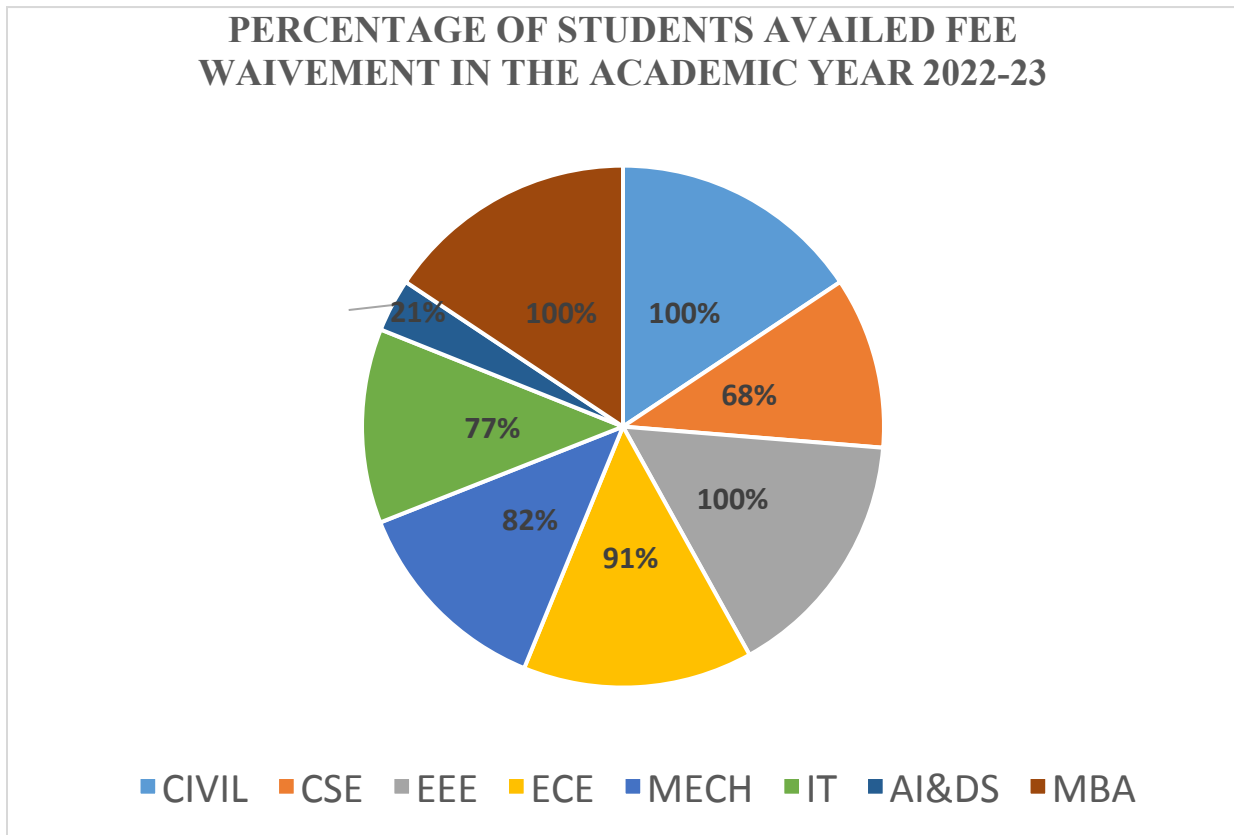


Fig: 3 : Department wise percentage of fee waiver for the academic year 2022-23

Academic Year 2021-22

S. NO	DEPARTMENT	I YEAR			II YEAR			III YEAR			IV YEAR		
		TOTAL NUMBER OF STUDENTS	NUMBER OF STUDENTS AVAILED FEE WAIVER	WAIVER AMOUNT	TOTAL NUMBER OF STUDENTS	NUMBER OF STUDENTS AVAILED FEE WAIVER	WAIVER AMOUNT	TOTAL NUMBER OF STUDENTS	NUMBER OF STUDENTS AVAILED FEE WAIVER	WAIVER AMOUNT	TOTAL NUMBER OF STUDENTS	NUMBER OF STUDENTS AVAILED FEE WAIVER	WAIVER AMOUNT
1.	CIVIL	-	-	-	-	-	-	12	12	411000	24	24	545000
2.	CSE	60	58	1252000	59	50	1020000	46	38	1250000	45	38	806000
3.	EEE	-	-	-	12	11	327000	29	29	1285000	27	25	572000
4.	ECE	83	83	2182000	80	76	1875000	68	67	1506000	47	47	1363000
5.	MECH	45	40	1170000	57	46	1390000	83	81	2368000	77	60	701000
6.	IT	60	54	664000	60	55	1238000	52	52	1699000	42	42	798000
7.	MBA	55	50	1150000	10	9	45000	-	-	-	-	-	-
TOTAL		303	285	6418000	278	247	5895000	290	279	8519000	262	236	4785000
Total fee WAIVER: Rs. 25617000/-													

Table 4 : Department wise details of fee waiver for the academic year 2021-22

S.NO	DEPARTMENT	TOTAL NUMBER OF STUDENTS	NUMBER OF STUDENTS GIVEN FEE WAIVER	PERCENTAGE	FEE WAIVER in Rs.
1.	CIVIL	36	36	100%	3124000
2.	CSE	210	184	88%	1092000
3.	EEE	68	65	96%	7533000
4.	ECE	278	273	98%	4758000
5.	MECH	262	227	87%	3621000
6.	IT	214	203	95%	95000
7.	MBA	65	59	91%	3124000
Total		1138	1047	92%	Rs. 25617000/-

Table 5: Abstract for the fee waiver for the academic year 2021-22

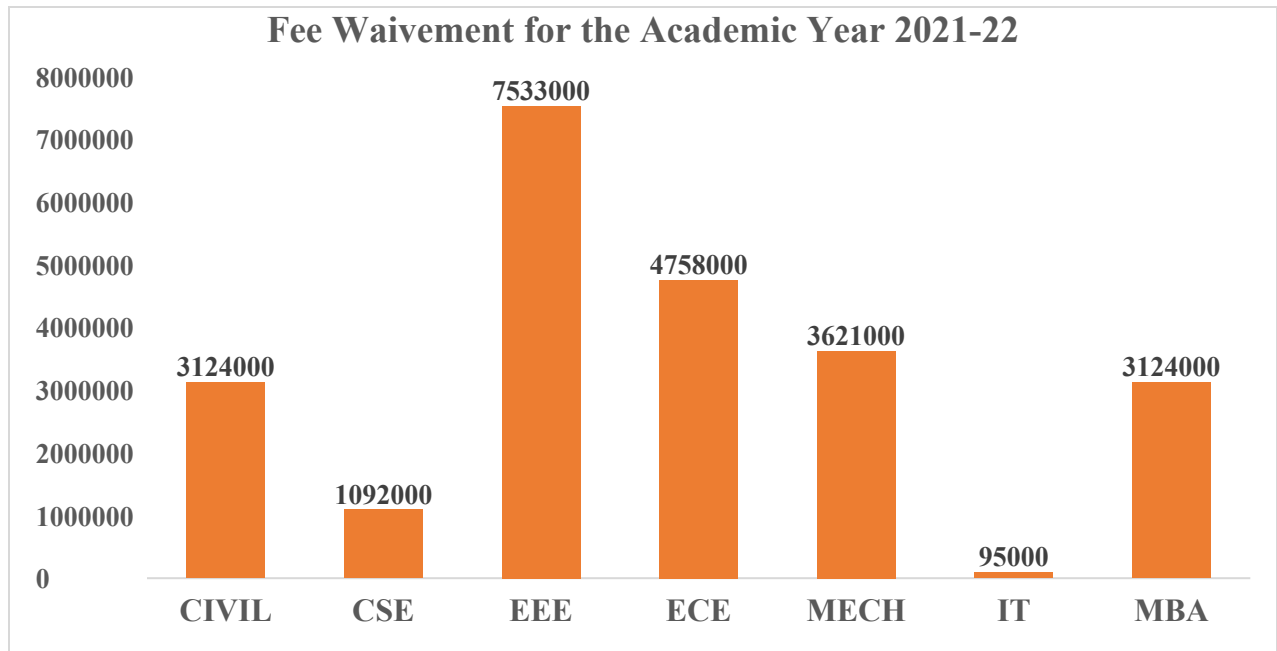


Fig: 4 : Department wise details of fee waiver for the academic year 2021-22

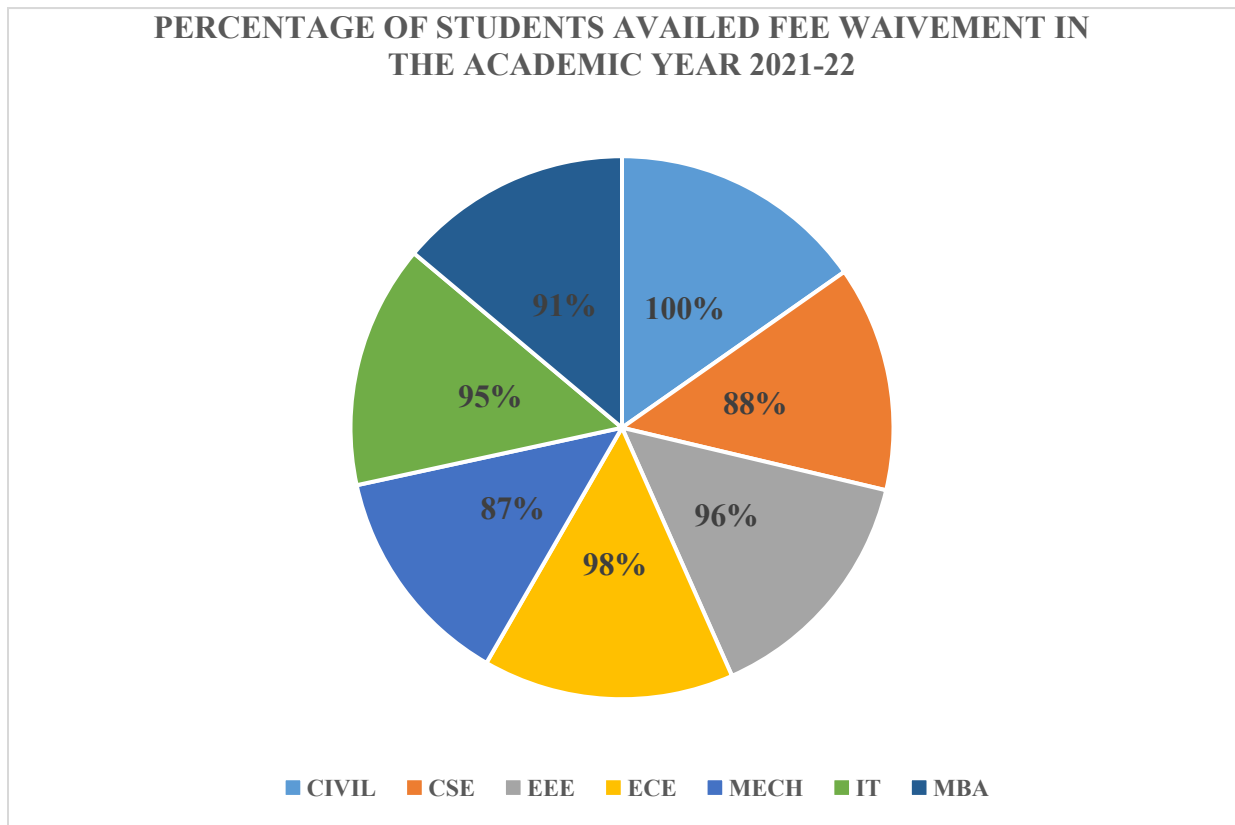


Fig: 5 : Department wise percentage of fee waiver for the academic year 2021-22

Academic Year 2020-21

S. NO	DEPARTMENT	I YEAR			II YEAR			III YEAR			IV YEAR		
		TOTAL NUMBER OF STUDENTS	NUMBER OF STUDENTS AVAILABLE FEE WAIVER	WAIVER AMOUNT	TOTAL NUMBER OF STUDENTS	NUMBER OF STUDENTS AVAILABLE FEE WAIVER	WAIVER AMOUNT	TOTAL NUMBER OF STUDENTS	NUMBER OF STUDENTS AVAILABLE FEE WAIVER	WAIVER AMOUNT	TOTAL NUMBER OF STUDENTS	NUMBER OF STUDENTS AVAILABLE FEE WAIVER	WAIVER AMOUNT
1.	CIVIL	-	-	-	12	12	411000	24	24	785000	37	22	828000
2.	CSE	61	49	1000000	46	37	1250000	46	37	781000	43	25	1146000
3.	EEE	13	12	357000	29	29	1285000	27	41	842000	31	15	516000
4.	ECE	86	77	1860000	75	74	1740000	49	48	1378000	90	51	2170000
5..	MECH	54	42	1265000	85	79	2084000	78	63	1611000	89	41	1376000
6.	IT	60	53	869000	55	52	1699000	43	41	1012500	34	10	291000
7.	MBA	10	10	50000	22	20	200000	-	-	-	-	-	-
		284	243	5401000	324	303	8669000	267	254	6409500	324	164	6327000
Total waiver amount : Rs. 26806500/-													

Table 6 : Department wise details of fee waiver for the academic year 2020-21

S.NO	DEPARTMENT	TOTAL NUMBER OF STUDENTS	NUMBER OF STUDENTS GIVEN FEE WAIVER	PERCENTAGE	FEE WAIVER in Rs.
1.	CIVIL	73	58	79%	2024000
2.	CSE	196	148	76%	4177000
3.	EEE	100	97	97%	3000000
4.	ECE	300	250	83%	7148000
5.	MECH	306	225	74%	6336000
6.	IT	192	156	81%	3871500
7.	MBA	32	30	94%	250000
Total		1207	964	80%	Rs. 26806500/-

Table 7: Abstract for the fee waiver for the academic year 2020-21

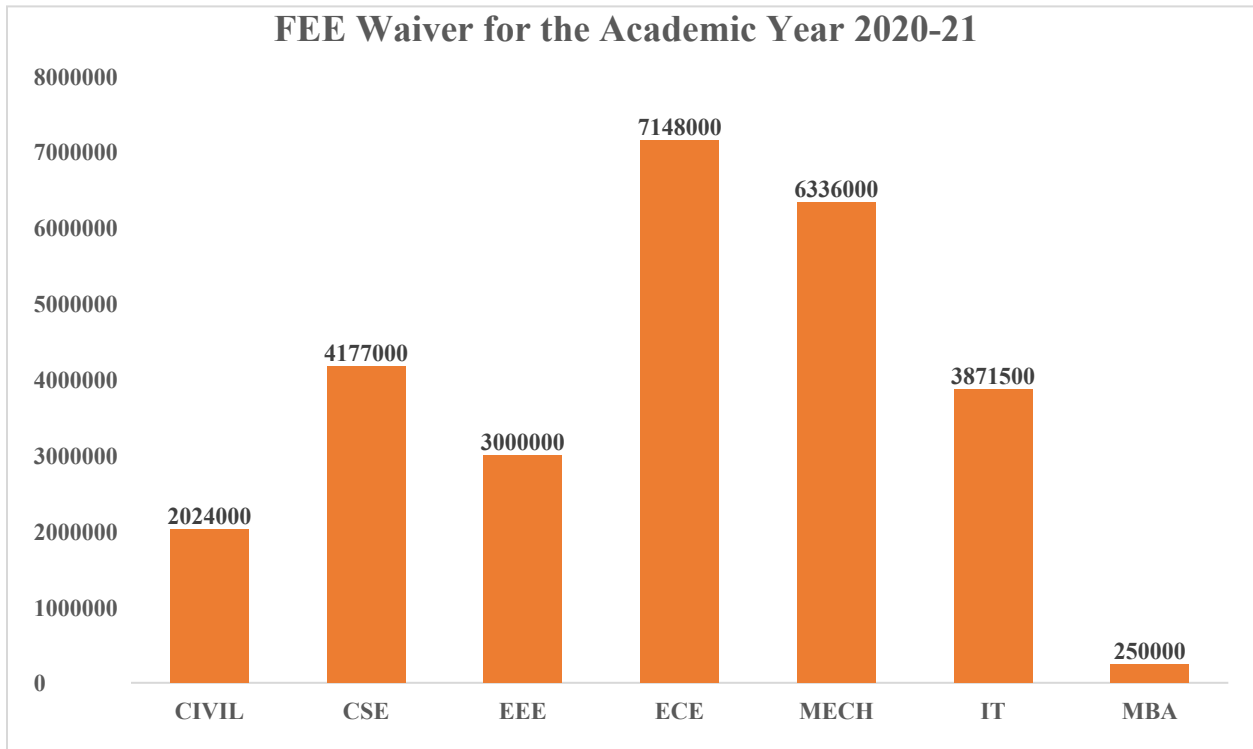


Fig: 6 : Department wise details of fee waiver for the academic year 2020-21

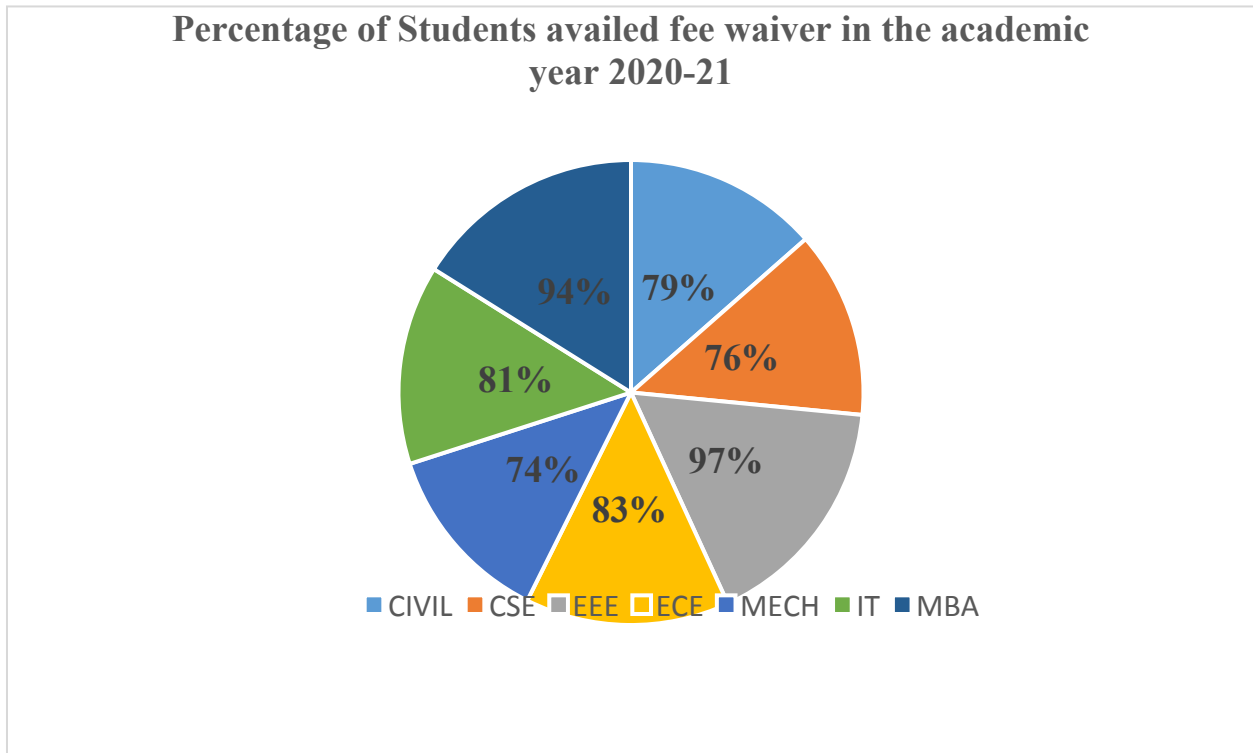


Fig: 7 : Department wise percentage of fee waiver for the academic year 2020-21

Academic Year 2019-20

S. NO	DEPARTMENT	I YEAR			II YEAR			III YEAR			IV YEAR		
		TOTAL NUMBER OF STUDENTS	NUMBER OF STUDENTS AVAILED FEE WAIVER	WAIVER AMOUNT	TOTAL NUMBER OF STUDENTS	NUMBER OF STUDENTS AVAILED FEE WAIVER	WAIVER AMOUNT	TOTAL NUMBER OF STUDENTS	NUMBER OF STUDENTS AVAILED FEE WAIVER	WAIVER AMOUNT	TOTAL NUMBER OF STUDENTS	NUMBER OF STUDENTS AVAILED FEE WAIVER	WAIVER AMOUNT
1.	CIVIL	12	12	212000	24	24	785000	36	21	798000	25	8	400000
2.	CSE	51	38	1250000	46	39	833000	43	40	1556000	37	8	215000
3.	EEE	32	28	1195000	27	27	902000	31	25	786000	20	12	325000
4.	ECE	83	80	1921000	49	48	1378000	88	80	2765000	33	14	500000
5.	MECH	79	77	2293000	80	60	1581000	89	63	1492000	76	28	485000
6.	IT	57	51	1158000	44	44	1022500	37	26	681000	29	7	95000
7.	MBA	24	21	645000	33	31	770000	-	-	-	-	-	-
Total waiver amount : Rs. 26043500/-													

Table 8 : Department wise details of fee waiver for the academic year 2019-20

S.NO	DEPARTMENT	TOTAL NUMBER OF STUDENTS	NUMBER OF STUDENTS GIVEN FEE WAIVER	PERCENTAGE	FEE WAIVER in Rs.
1.	CIVIL	97	65	67%	2195000
2.	CSE	177	125	71%	3854000
3.	EEE	110	92	84%	3208000
4.	ECE	253	222	88%	6564000
5.	MECH	324	228	70%	5851000
6.	IT	167	128	77%	2956500
7.	MBA	57	52	91%	1415000
Total		1191	912	80%	Rs. 26043500/-

Table 9: Abstract for the fee waiver for the academic year 2019-20

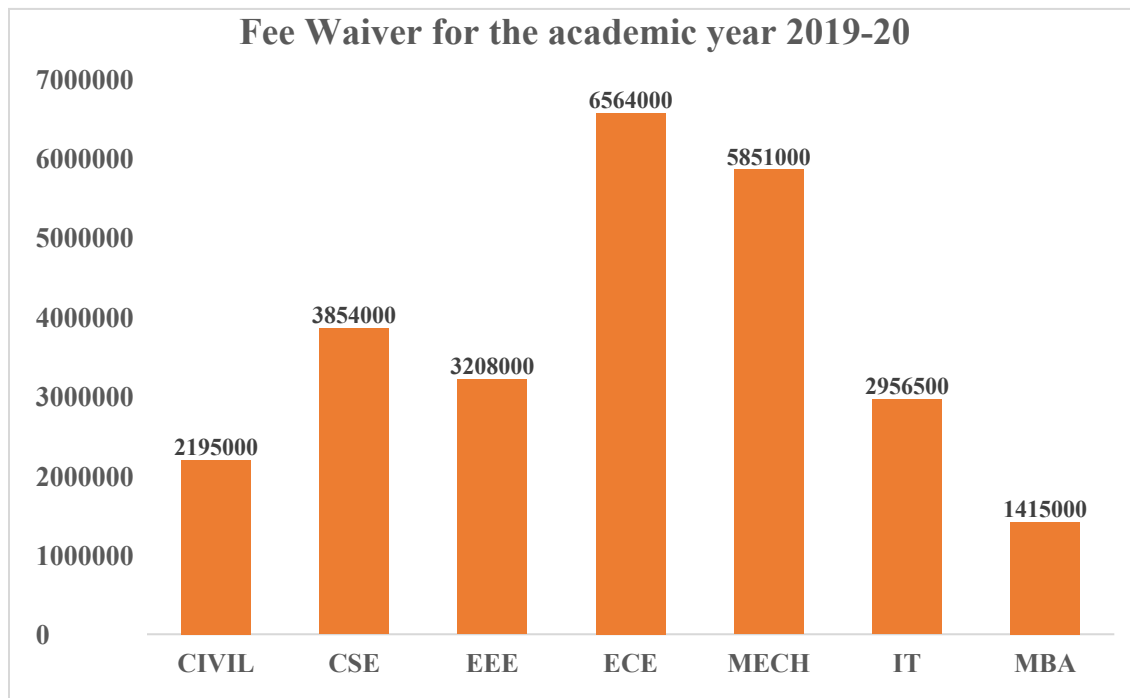


Fig : 8 : Department wise details of fee waiver for the academic year 2019-20

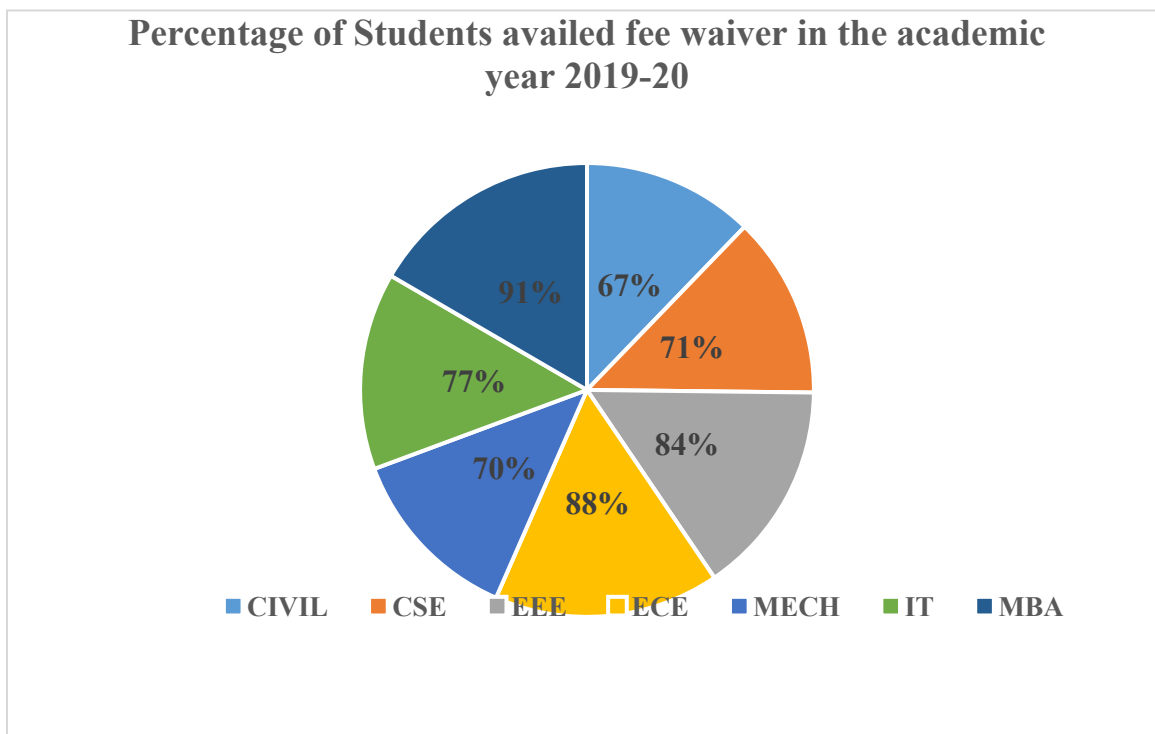


Fig : 9 : Department wise percentage of fee waiver for the academic year 2019-20

Academic Year 2018-19

S. NO	DEPARTMENT	I YEAR			II YEAR			III YEAR			IV YEAR		
		TOTAL NUMBER OF STUDENTS	NUMBER OF STUDENTS AVAILED FEE WAIVER	WAIVER AMOUNT	TOTAL NUMBER OF STUDENTS	NUMBER OF STUDENTS AVAILED FEE WAIVER	WAIVER AMOUNT	TOTAL NUMBER OF STUDENTS	NUMBER OF STUDENTS AVAILED FEE WAIVER	WAIVER AMOUNT	TOTAL NUMBER OF STUDENTS	NUMBER OF STUDENTS AVAILED FEE WAIVER	WAIVER AMOUNT
1.	CIVIL	27	24	785000	40	22	808000	25	17	670000	88	65	2397600
2.	CSE	54	46	1010000	49	46	1696000	37	25	530000	49	32	1208000
3.	EEE	27	23	747000	35	27	856000	20	10	350000	43	35	1131000
4.	ECE	65	61	1706000	96	61	2920000	33	18	600000	82	55	1857000
5.	MECH	97	53	1520000	95	64	1497000	76	24	740000	104	11	605000
6.	IT	50	47	919000	41	29	731000	29	13	215000	31	10	387000
7.	MBA	41	28	880000	44	35	1100000	-	-	-	-	--	-
Total Scholarship amount : Rs. 27865600/-													

Table 10 : Department wise details of fee waiver for the academic year 2018-19

S.NO	DEPARTMENT	TOTAL NUMBER OF STUDENTS	NUMBER OF STUDENTS GIVEN FEE WAIVER	PERCENTAGE	FEE WAIVER in Rs.
1.	CIVIL	180	128	71%	4660600
2.	CSE	189	149	79%	4444000
3.	EEE	125	95	76%	3084000
4.	ECE	276	195	71%	7083000
5.	MECH	372	152	41%	4362000
6.	IT	151	99	66%	2252000
7.	MBA	85	63	74%	1980000
Total		1391	881	73%	27865600

Table 11: Abstract for the fee waiver for the academic year 2018-19




Fig: 10 : Department wise details of fee waiver for the academic year 2018-19

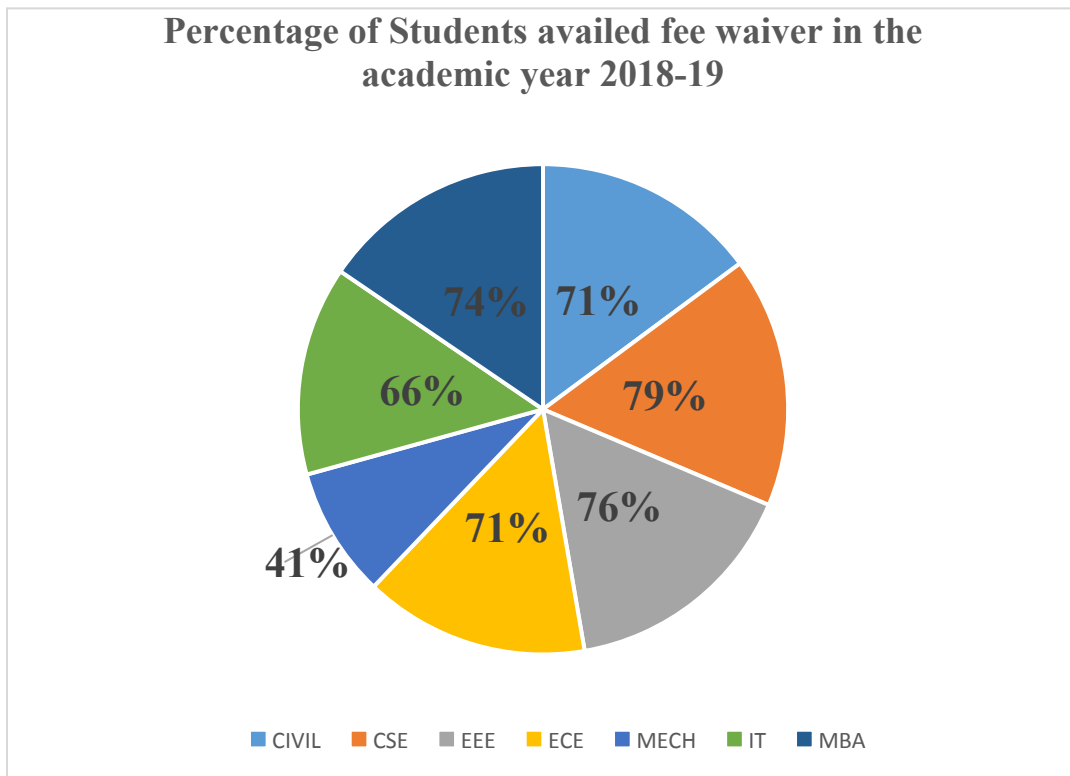


Fig: 11 : Department wise percentage of fee waiver for the academic year 2018-19